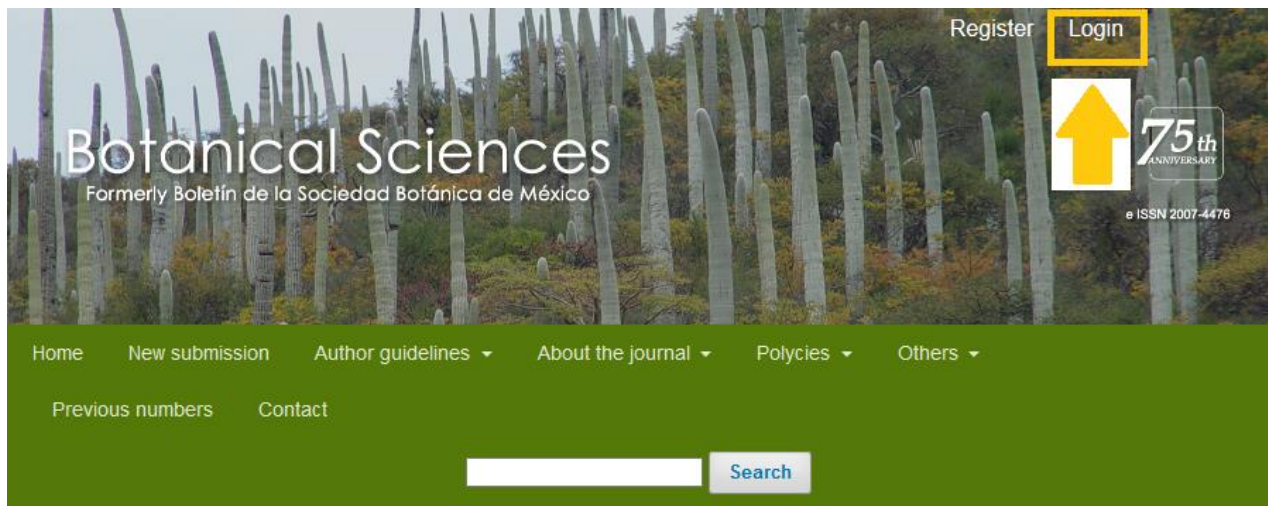
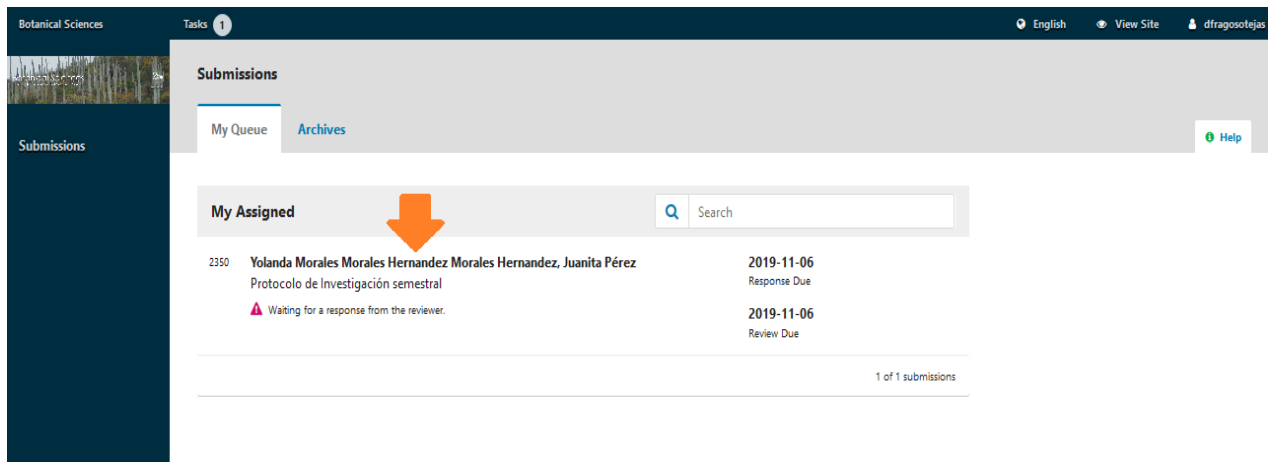


1. Login with your username and password



Current Issue

You will directly enter your page, where your manuscripts are assigned. click on the file name



Please accept the review at the bottom of the page and check the PRIVACY STATEMENT box, wait for the system to save your response and click on the CONTINUE TO STEP 3 button.

[View All Submission Details](#)**Review Schedule**

2019-10-16

Editor's Request

2019-11-06

Response Due Date

2019-11-06

Review Due Date[About Due Dates](#) Yes, I agree to have my data collected and stored according to the [privacy statement](#).

Accept Review, Continue to Step #2

Decline Review Request

fill in the review expert opinion and the corresponding sections, upload the commented files and give your recommendation. You can send comments to the associate editor or the editor in chief, in the ADD DISCUSSION section, finally SUBMIT REVIEW. When you upload a file, you may be asked to fill the Spanish language window. Please copy the name of the file and save.

*No Items***Recommendation**Select a recommendation and submit the review to complete the process. You must **enter a review** or upload a file before selecting a recommendation.

Resubmit Elsewhere



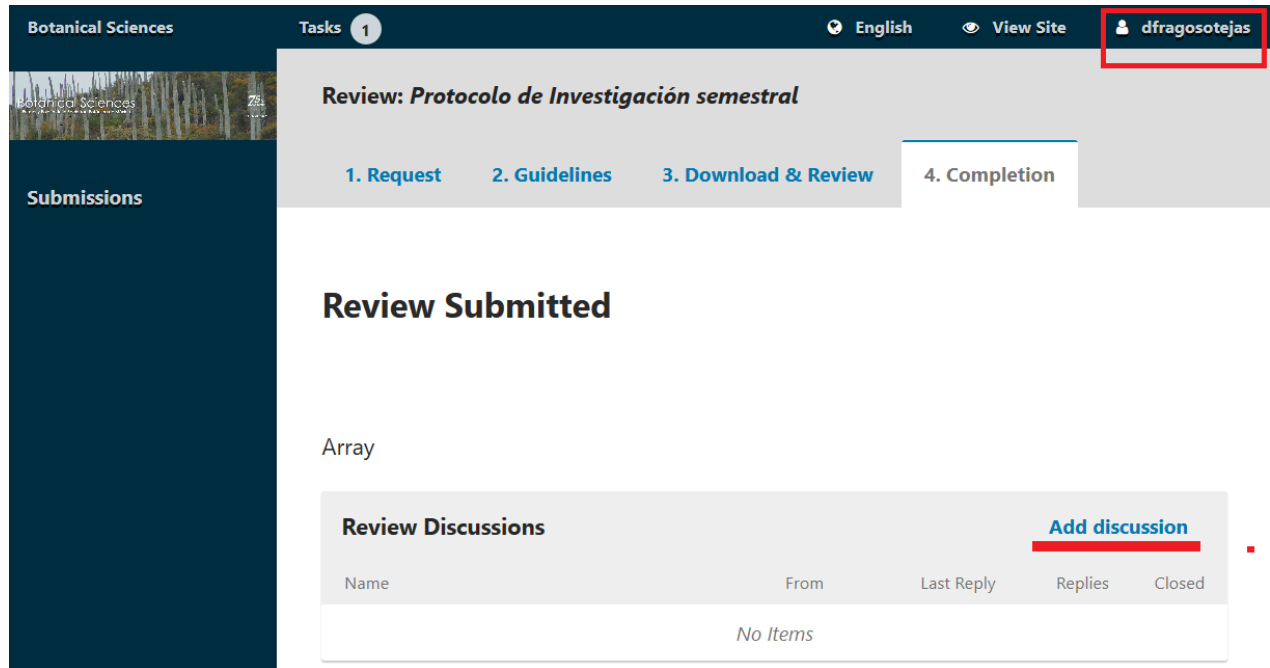
Submit Review

Go Back

* Denotes required field

Wait for the system to take you to the next section.

If there are no comments for the editor, you can exit the system by clicking on its name in the upper right corner of the screen.



The screenshot shows the Botanical Sciences review system interface. The top navigation bar includes the logo, a 'Tasks' menu with a notification badge '1', language settings ('English'), a 'View Site' link, and a user profile dropdown for 'dfragosotejas'. The main content area displays the title 'Review: *Protocolo de Investigación semestral*' and a progress bar with four steps: '1. Request', '2. Guidelines', '3. Download & Review', and '4. Completion'. Below this, a large heading reads 'Review Submitted'. Underneath, the word 'Array' is displayed. A 'Review Discussions' section features an 'Add discussion' button and a table with columns for 'Name', 'From', 'Last Reply', 'Replies', and 'Closed'. The table currently contains no items, indicated by the text 'No Items'.

If you use ADD DISCUSSION just keep in touch with your associate editor.

Contact:

Dalila Fragoso

dalila_f@ciencias.unam.mx